

Opioid Overdose Response Plan – Ampoules

COPE

Penington | PENINGTON
INSTITUTE

If someone drops, ACT QUICKLY

- Check for danger like uncapped needles
- Call 000 AND administer naloxone
- Remain with them until help arrives

WHAT TO DO

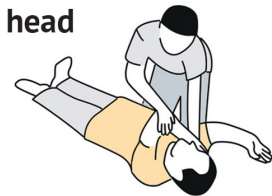
- Make sure the airways are clear of obstruction.
- Place the person into the recovery position.
- Give them one dose of naloxone in upper arm or thigh using syringe filled from ampoule
- If no response after 2-3 minutes, give a second dose (leave them in the recovery position).
- Stay with person and wait for help.

RECOVERY POSITION

1. Raise arm



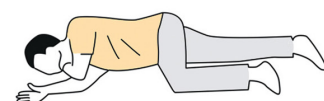
2. Support head



3. Lift leg



4. Roll over



Aftercare

Naloxone usually wears off in 30 to 90 minutes. Then the person might drop again.

If you need to use more naloxone - use it.

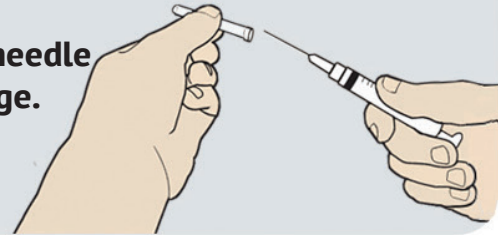
Do not leave them alone and discourage them from using any drugs for at least two hours.

Administering naloxone from an ampoule

1a



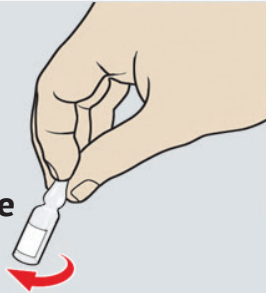
1b



Attach a 23 gauge needle to the 3mL syringe.

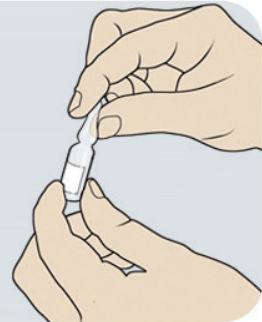
2

Carefully tap or swirl ampoule to get all the medicine from the top down to the base.



3

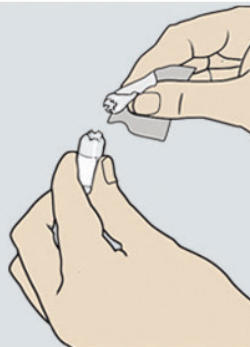
Hold body of ampoule in one hand and the narrow top in the other.



4

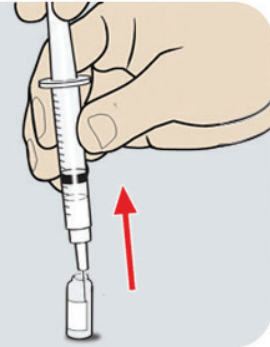
Snap ampoule top away from you with gentle pressure.

Avoid cuts by using tissue or swab wrapper to hold top of ampoule.



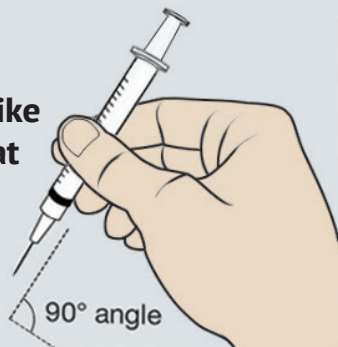
5

Draw up all of the naloxone from the ampoule.



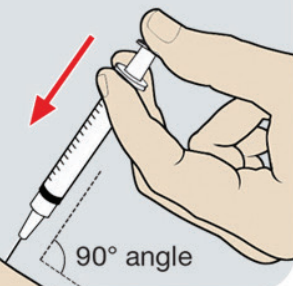
6

Hold syringe like a pen or dart at 90 degrees



7

Inject full amount into upper arm or outer thigh.



Note the time so you can inform the paramedics.

If there is no response after two to three minutes, give them a second dose. (every four minutes for pregnant women). Follow steps as above.

DISPOSE OF ALL NEEDLES, SYRINGES AND AMPOULES SAFELY INTO A SHARPS CONTAINER WHERE POSSIBLE.