

Opioid Overdose Response Plan

– naloxone pre-filled syringe (Prenoxad®)

COPE

Penington | PENINGTON
INSTITUTE

If someone drops, ACT QUICKLY

- Check for danger like uncapped needles
- Call 000 AND use naloxone
- Stay with them until help arrives

WHAT TO DO

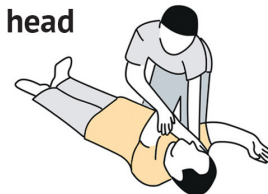
- Make sure the airways are clear of obstruction.
- Place the person into the recovery position.
- Give them one dose of naloxone from pre-filled syringe in upper arm/shoulder or thigh.
- If no response after 2-3 minutes, give a second dose (leave them in the recovery position).
- Stay with person and wait for help.

RECOVERY POSITION

1. Raise arm



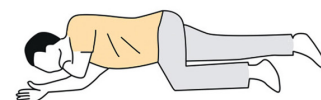
2. Support head



3. Lift leg



4. Roll over



Aftercare

Naloxone usually wears off in 30 to 90 minutes. Then the person might drop again.

If you need to use more naloxone - use it.

Do not leave them alone and discourage them from using any drugs for at least two hours.

1

Remove the clear film wrapping by pulling the red tear strip on the side of the box. Twist the outer plastic to break the tamper evident seals and open.



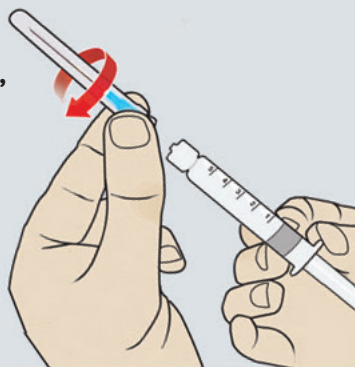
2

Unscrew the plastic top from the syringe.



3

With the needle still in its sheath, screw the blue fitting onto the syringe. Remove the cap by twisting it instead of pulling it.

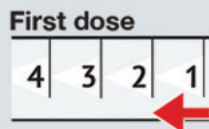


4

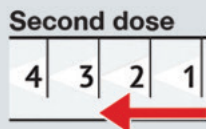
Hold the syringe like a pen or dart. Insert the needle at right angles (90 degrees) into the outer thigh or upper arm muscle, through clothing if necessary.



5



Inject the first dose marked on the syringe with a '1'



Additional doses of naloxone can be given every two to three minutes (every four minutes for pregnant women).

6

Remove the syringe with the needle attached and safely put it back into the case.



Note the time so you can inform the paramedics.

If there is no response after two to three minutes, give them a second dose (every four minutes for pregnant women). Follow steps as above.

DISPOSE OF ALL NEEDLES, SYRINGES AND AMPOULES SAFELY INTO A SHARPS CONTAINER WHERE POSSIBLE.