

Opioid Overdose Response Plan

– naloxone nasal spray (Nyxoid®)

COPE

Penington | PENINGTON
INSTITUTE

If someone drops, ACT QUICKLY

- Check for danger like uncapped needles
- Call 000 if no response
- Remain with them until help arrives

WHAT TO DO

- Make sure the airways are clear of obstruction.
- Place the person on their back, head tilted gently back.
- Give them one spray of naloxone into one nostril. • (see other side)
- Place the person into the recovery position.
- If no response after 2-3 minutes, give a second dose (leave them in the recovery position).
- Stay with person and wait for help.

RECOVERY POSITION

1. Raise arm



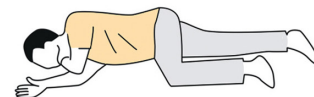
2. Support head



3. Lift leg



4. Roll over



Aftercare

Naloxone usually wears off in 30 to 90 minutes. Then the person might drop again.

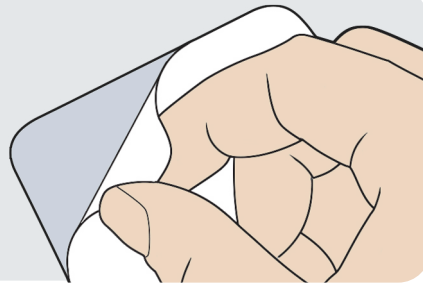
If you need to use more naloxone - use it.

Do not leave them alone and discourage them from using any drugs for at least two hours.

Administering naloxone from a nasal spray

1

Peel off back of container. Take out nasal spray and place within easy reach.



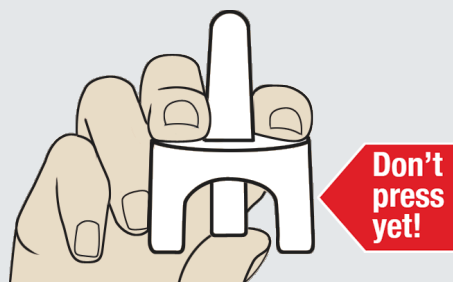
2

Roll person on their back. Support back of neck and let the head tilt back. Clear away anything you see blocking their nose.



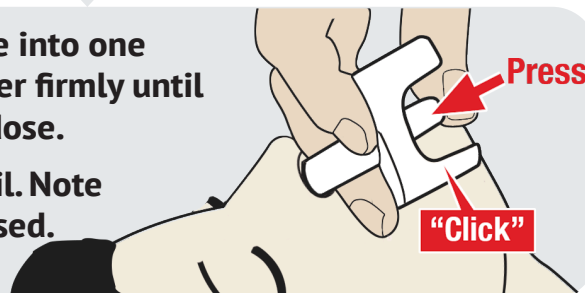
3

Hold spray as shown – first two fingers either side of nozzle, thumb ready to push plunger. Don't press to test before use.



4

Gently insert nozzle into one nostril. Press plunger firmly until it clicks, releasing dose. Remove from nostril. Note which nostril you used.



Note the time so you can inform the paramedics.

If there is no response after two to three minutes, give them a second dose. (every four minutes for pregnant women).

DISPOSE OF NASAL SPRAY IN NEAREST BIN